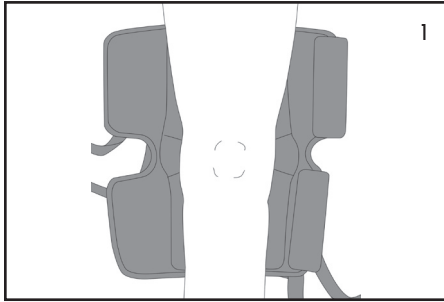
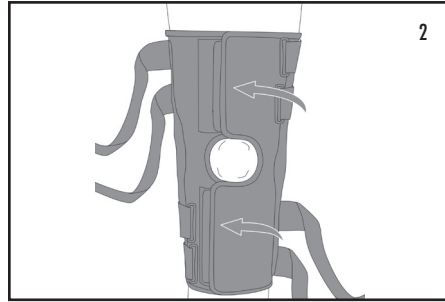


Warnings and Instructions: Review carefully, proper application is required

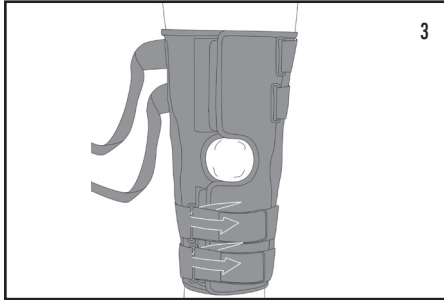
⚠Warning: This device will not prevent or eliminate risk of injury. Do Not Overtighten. If swelling, pain, skin irritation, or an unusual reaction occurs, discontinue use immediately and consult your medical professional.
 Care: Hand wash using mild soap. Rinse thoroughly. Air dry only. Do not tumble dry.



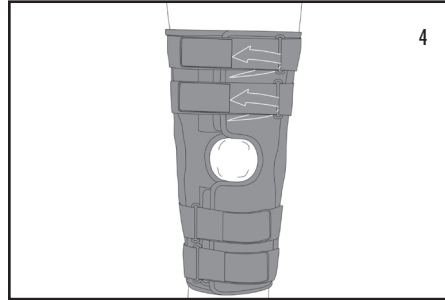
1. Center brace on back of leg.



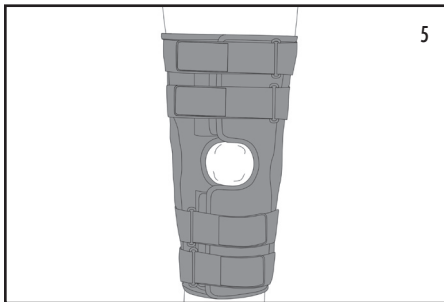
2. Pull upper and lower flaps and fasten.



3. Pull lower straps through loop locks and fasten.



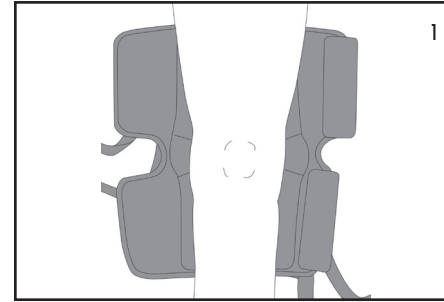
4. Pull upper straps through loop locks and fasten.



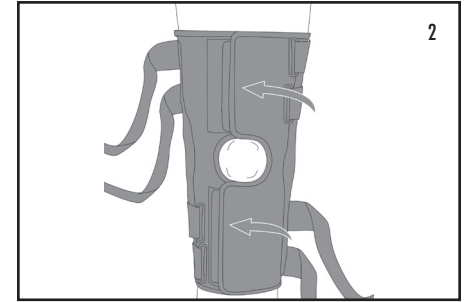
5. Finished application.

Warnings and Instructions: Review carefully, proper application is required

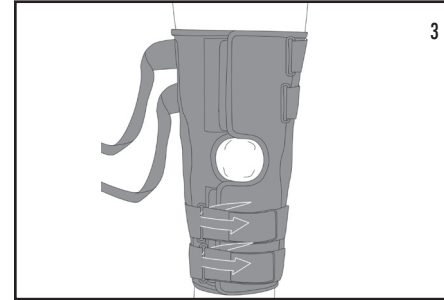
⚠Warning: This device will not prevent or eliminate risk of injury. Do Not Overtighten. If swelling, pain, skin irritation, or an unusual reaction occurs, discontinue use immediately and consult your medical professional.
 Care: Hand wash using mild soap. Rinse thoroughly. Air dry only. Do not tumble dry.



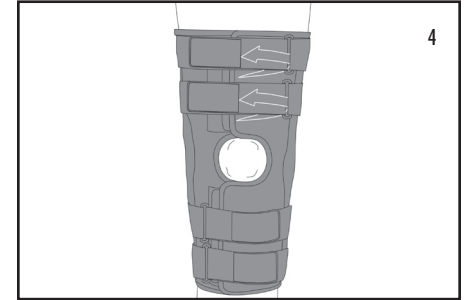
1. Center brace on back of leg.



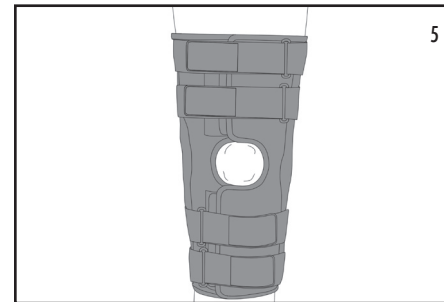
2. Pull upper and lower flaps and fasten.



3. Pull lower straps through loop locks and fasten.



4. Pull upper straps through loop locks and fasten.



5. Finished application.